


Keepsakes

QUILT DESIGNED BY *AGFstudio*



the *Season* of **TRIBUTE**

chapter six	TITLE <i>Listen to your Heart</i>	DESIGNER SHARON HOLLAND
-------------	-----------------------------------	--------------------------------




TRB6000
FLEURON SIX




TRB6003
PAINTED PRAIRIE SIX



TRB6009
INDIA INK SIX



TRB6011
SEED HEAD SIX



TRB6008
KANTHA SIX



TRB6006
CLOAK AND PETAL SIX



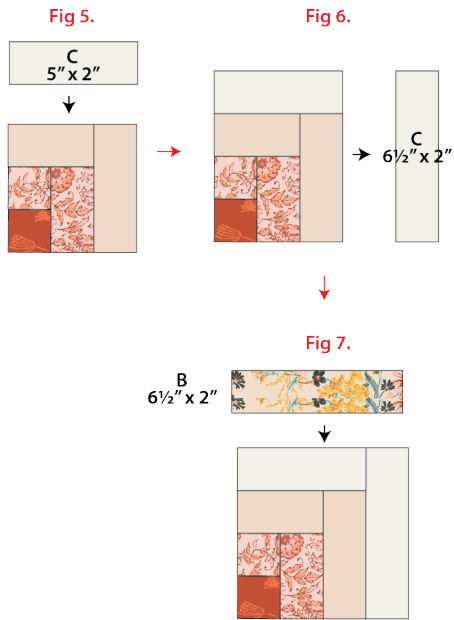


DIAGRAM 2

- Sew one (1) $8'' \times 2''$ rectangle from fabric **B** to the right side of the previously sewn piece. (See figure 8)
- Sew one (1) $8'' \times 2''$ rectangle from fabric **A** to the top of the previously sewn piece. (See figure 9)

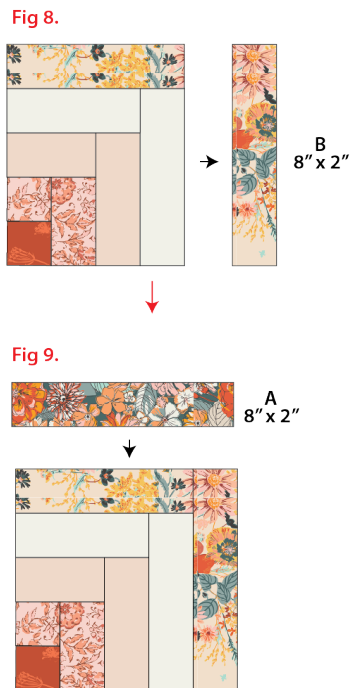


DIAGRAM 3

- Finally sew one (1) $9\frac{1}{2}'' \times 2''$ rectangle from fabrics **A** to the right side of the previously sewn piece. (See figure 10)




DIAGRAM 4

- Make a total of seventy two (72) blocks.
- Each block should measure $9\frac{1}{2}'' \times 9\frac{1}{2}''$.



DIAGRAM 5

